

Supply Lines

Push connect lines & valves




Flexible supply line connectors for plumbing, heating, filtration & industry

ProBite™ supply lines are perfect for new plumbing or heating construction, remodeling, repairs, solar, irrigation, filtration and many other applications.

U.S. & Foreign
 Patents Pending



Just one push for a connection that won't let go!

- 
 Quick Fitting supply lines require no special tools, no glues, no crimping and no soldering
- 
 75-Year push connect ProBite™ warranty and replaceable sealing ring
- 
 Effortlessly connect to Copper, PEX or CPVC tubing

Applications

PLUMBING	HEATING
FILTRATION	INERT GASES
SOLAR HEATING	IRRIGATION
MARINE/RV	CONTROL SYSTEMS
MAN. HOUSING	COMMERCIAL

ProBite™ supply line products are constructed from compliant Brass, SST and premium materials, delivering superior performance and longer life.

Cut, Clean, Mark It, Push Connect™!

You're DONE

No flames, glues,
tools, crimping or
threading!

ProBite's premium design and quality construction deliver superior performance and the industry's best warranty!

Why install metal or plastic supply lines that are often warranted to last about as long as a fluorescent bulb? Accept no substitutes, choose the only brand of push fitting with a 75-year warranty, ProBite™.

Type	Part #	Order Information	Length
Faucet Connector	PB715F	1/2" Push x 1/2" FIP, Stainless Steel braided faucet connector hose	18"
Faucet Connector	PB716F	1/2" Push x 1/2" FIP, Stainless Steel braided faucet connector hose	12"
Faucet Connector	PB717F	1/2" Push x 1/2" FIP, Stainless Steel braided faucet connector hose	24"
Hose Connector	PB715	1/2" Push X 1/2" Push Stainless Steel braided faucet connector hose	18"
Hose Connector	PB716	1/2" Push X 1/2" Push Stainless Steel braided faucet connector hose	12"
Straight Valve w/ Faucet Conn.	PB745S	1/2" Push Straight Valve x 1/2" FIP, Stainless Steel braided supply hose	18"
Straight Valve w/ Faucet Conn.	PB746S	1/2" Push Straight Valve x 1/2" FIP, Stainless Steel braided supply hose	12"
Straight Valve w/ Faucet Conn.	PB747S	1/2" Push Straight Valve x 1/2" FIP, Stainless Steel braided supply hose	24"
Angle Valve w/ Faucet Conn.	PB745A	1/2" Push Angle Valve x 1/2" F.I.P, Stainless Steel braided supply hose	18"
Angle Valve w/ Faucet Conn.	PB746A	1/2" Push Angle Valve x 1/2" F.I.P, Stainless Steel braided supply hose	12"
Angle Valve w/ Faucet Conn.	PB747A	1/2" Push Angle Valve x 1/2" F.I.P, Stainless Steel braided supply hose	24"
Water Heater Connection Hose	PB725F	3/4" Push x 3/4" FIP, Stainless Steel braided water heater connector hose	18"
Water Heater Connection Hose	PB7245	3/4" Push Ball Valve x 3/4" FIP Stainless Steel braided water heater hose	18"
Straight Valve w/ Toilet Conn.	PB756S	1/2" Push Straight Valve x 7/8" toilet connect (ballcock), Stainless Steel hose	12"
Straight Valve w/ Toilet Conn.	PB755S	1/2" Push Straight Valve x 7/8" toilet connect (ballcock), Stainless Steel hose	18"
Angle Valve w/ Toilet Conn.	PB756A	1/2" Push Angle Valve x 7/8" toilet connect (ballcock), Stainless Steel hose	12"
Angle Valve w/ Toilet Conn.	PB755A	1/2" Push Angle Valve x 7/8" toilet connect (ballcock), Stainless Steel hose	18"

**When using PEX, a Hi-Flo tube stiffener should be inserted into the PEX tubing end prior to insertion into the ProBite fitting or valve.*

TOOLS

Tube Reamer
3/16" - 1 1/2"
Part #QF102



Mini Cutter
1/8" - 1 1/8"
Part #QF202



Tube Cutter
Part #QF301



Product Inquiries

Quick Fitting Inc.

750 Narragansett Park Drive
East Providence, RI 02916

Tel: (877) 238-4826

Fax: (877) 258-4826

www.ProBite.com

ACCESSORIES

Hi-Flo PEX Inserts
3/8" PB702, 1/2" PB712,
3/4" PB722, 1" PB732



Removal Tool
3/8" PB701, 1/2" PB711,
3/4" PB721, 1" PB731

